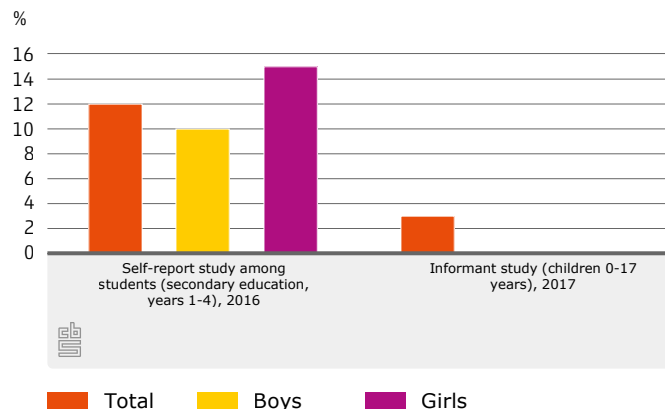


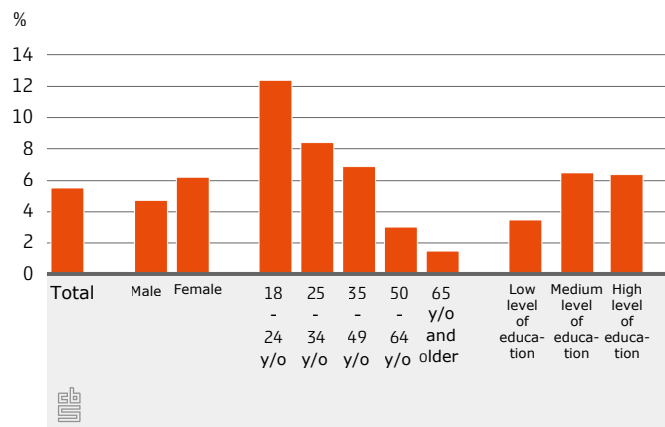
## Impact monitor child abuse and domestic violence 2019

### Victims of child abuse during the past year



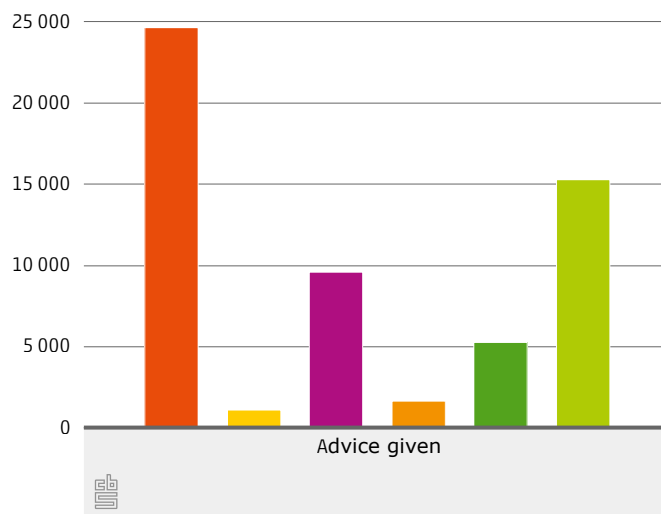
Source: Radboud University Nijmegen (student study) and Leiden University/TNO (informant study)

### Victims of domestic violence during the past 5 years, 2017



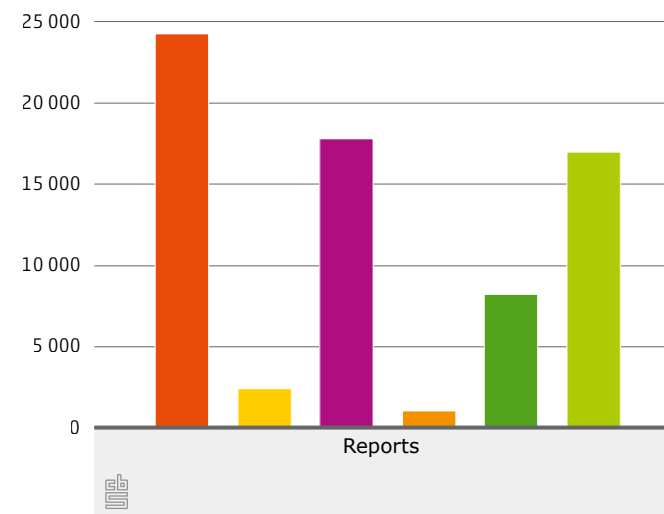
Source: Self-report study on domestic violence, the Research and Documentation Centre (WODC)

### Advice given by Safe at Home, by nature of the violence/abuse



- Child abuse
- Violence against parents
- Partner violence
- Abuse of the elderly
- Other domestic violence
- Problems other than domestic violence and child abuse

### Reports to Safe at Home, by nature of the violence/abuse



- Child abuse
- Violence against parents
- Partner violence
- Abuse of the elderly
- Other domestic violence
- Problems other than domestic violence and child abuse



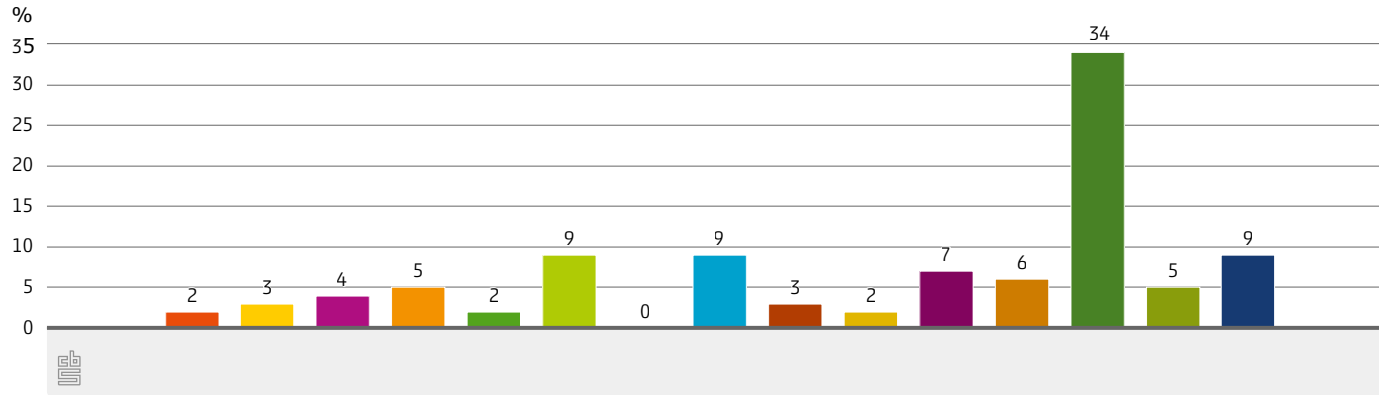
Safe at Home gave advice 53 thousand times during the first half of 2019



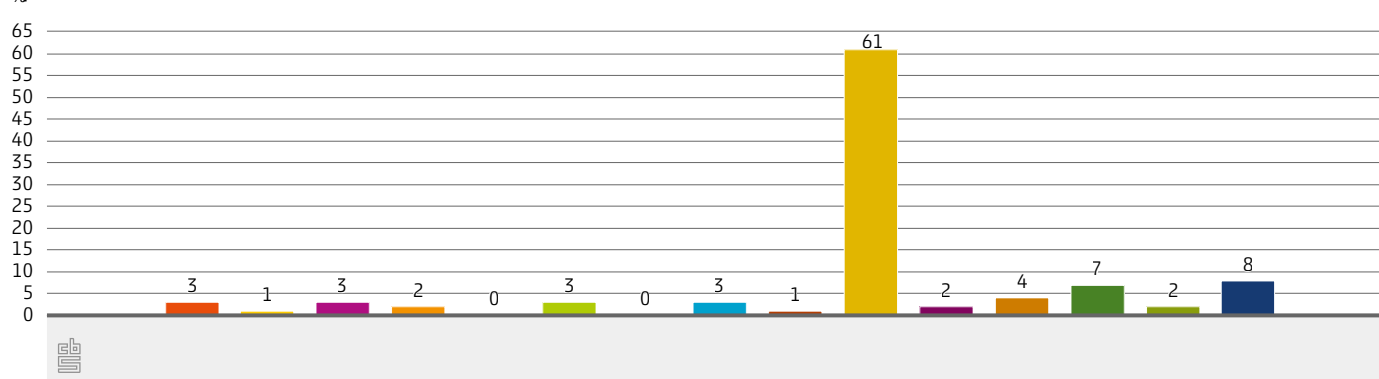
Safe at Home received 65 thousand reports during the first half of 2019

## Impact monitor child abuse and domestic violence 2019

Advice given by Safe at Home, by type of person requesting advice

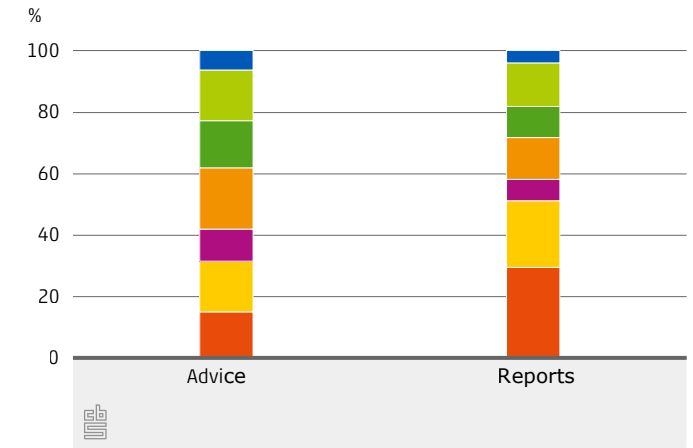


Advice given by Safe at Home, by type of reporting body/person



- |                           |                           |                                    |
|---------------------------|---------------------------|------------------------------------|
| Healthcare: basic/primary | Healthcare: GP            | Other healthcare services          |
| Mental healthcare         | Childcare                 | Education                          |
| School attendance officer | Youth care                | Justice and security, excl. police |
| Police                    | Social work               | Other professional                 |
| Member of the public      | Unknown, but professional | Entirely unknown                   |

Advice given by and reports to Safe at Home, by suspected duration of the violence



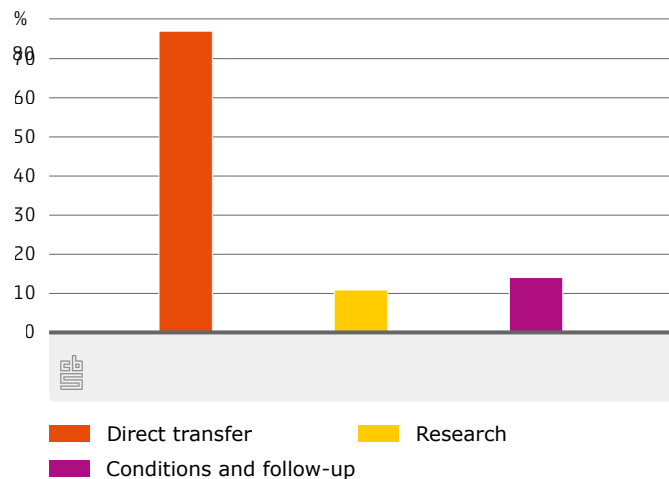
- Unknown
- No longer than 1 week
- No longer than 1 month, but longer than 1 week
- No longer than 6 months, but longer than 1 month
- No longer than 1 year, but longer than 6 months
- No longer than 5 years, but longer than 1 year
- Longer than 5 years



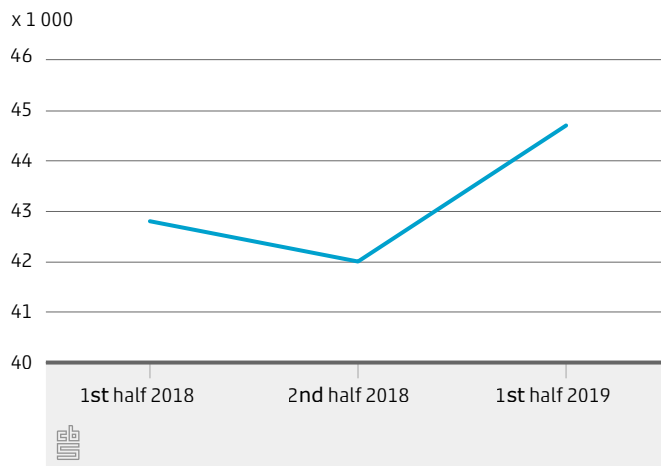
38% of the reports to Safe at Home concerned acute cases and/or cases involving long-term dangerous situations

## Impact monitor child abuse and domestic violence 2019

### Safe at Home cases taken to next stage

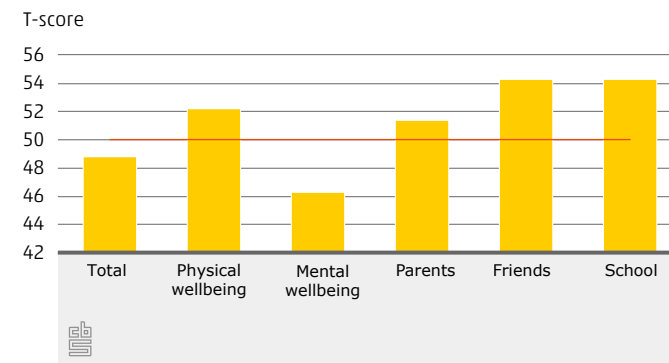


### Police notifications to Safe at Home



Source: CBS, Police registration (BVH)

### Quality of life children

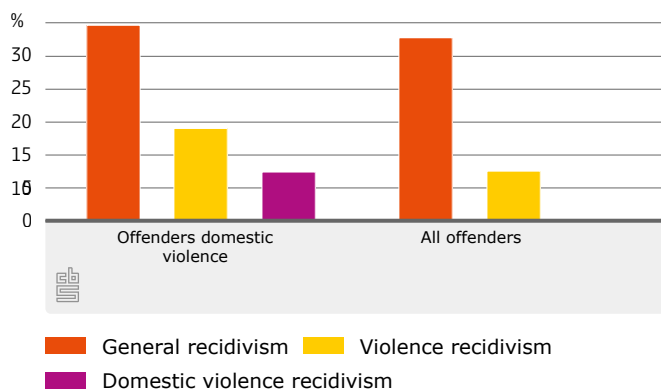


— Reference group

■ Children in families with partner violence or child abuse

Source: Verweij Jonker Instituut, cohort study, 1st study 2016-2018

### Two-year recidivism of convicted persons in 2015



Source: WODC recidivism study

0.2% of the cases at Safe at Home lead to notification/report to the police



0.9% of the cases at Safe at Home lead to transfer to the Child Protection Board



### More information can be found in

report:

<https://longreads.cbs.nl/impactmonitorhgkm-2019/>

dashboard:

[https://dashboards.cbs.nl/v2/dashboardimpactmonitor\\_hgkm/](https://dashboards.cbs.nl/v2/dashboardimpactmonitor_hgkm/)

15% of parents and 29% of children in families concerned suffer clinical trauma.

Source: Verweij Jonker Institute, cohort study, 1st measurement, 2016-2020,

